


Drywall Molding End Closure

PRODUCT DETAIL : Full Scale



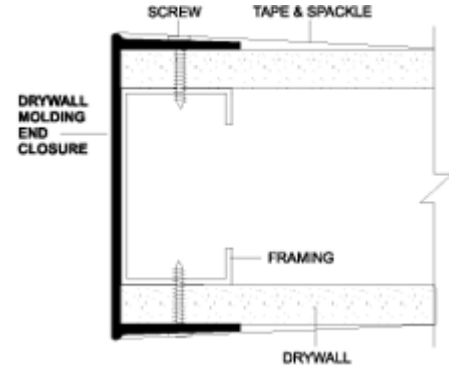
USAGE

Fry Reglet Drywall Molding End Closure terminates a wall, partition or cased opening. At wall top, may be screwed into screw-slot grid to hold wall framing in place.

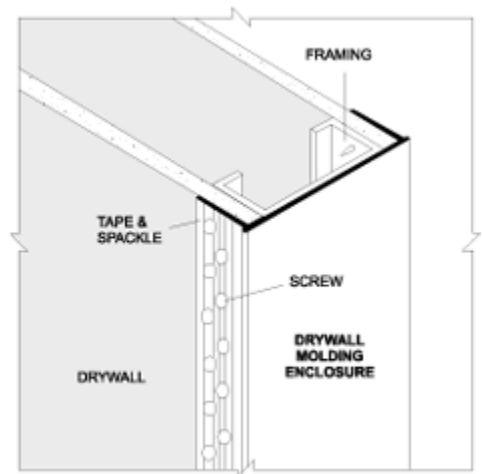
GUIDE SPECIFICATION

Where indicated on drawings, Fry Reglet Drywall Molding End Closure, as manufactured by Fry Reglet Corporation, shall be installed. Aluminum shall be extruded alloy 6063 T5, with chemical conversion coating, unless otherwise specified.

INSTALLATION DETAIL : Cross Section



INSTALLATION DETAIL : Perspective



DRYWALL MOLDING END CLOSURE SIZES

| DIM. A* | NUMBER |
|--------------------------|-----------|
| 2" | DMEC-200 |
| 3 1/2 " | DMEC-3500 |
| 3 3/4" | DMEC-3750 |
| 4 5/8" | DMEC-4625 |
| 4 7/8" | DMEC-4875 |
| * Outside wall dimension | |