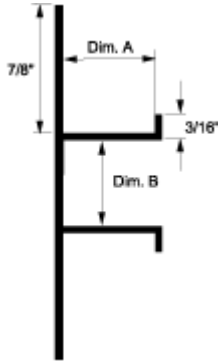


Reveal Channel Screed

PRODUCT DETAIL : Full Scale



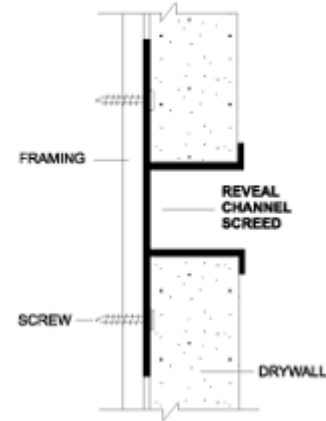
USAGE

Fry Reglet Reveal Channel Screed provides an attractive break when used horizontally in a straight or curved long run of drywall. Can be used vertically to add an attractive design element in straight or curved walls. A wide range of reveal widths from 1/2" to 6" permits a broad choice of design effects. Available vented for use where soffit ventilation is required.

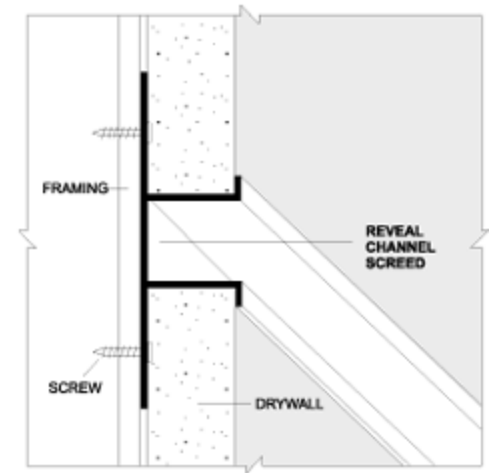
GUIDE SPECIFICATION

Where indicated on drawings, Fry Reglet Reveal Channel Screed, as manufactured by Fry Reglet Corporation, shall be installed. Aluminum shall be extruded alloy 6063 T5, with clear anodized finish, unless otherwise specified.

INSTALLATION DETAIL : Cross Section



INSTALLATION DETAIL : Perspective



REVEAL CHANNEL SCREED SIZES

DIM. A REVEAL DEPTH	DIM. B REVEAL WIDTH	NUMBER	
		NON-VENTED	VENTED
1/2"	1/2"	DCS-50-50	DCS-50-V-50
1/2"	3/4"	DCS-50-75	DCS-50-V-75
1/2"	1"	DCS-50-100	DCS-50-V-100
1/2"	1 1/2"	DCS-50-150	DCS-50-V-150
1/2"	2"	DCS-50-200	DCS-50-V-200
1/2"	3"	DCS-50-300	DCS-50-V-300
1/2"	4"	DCS-50-400	DCS-50-V-400
5/8"	1/2"	DCS-625-50	DCS-625-V-50
5/8"	3/4"	DCS-625-75	DCS-625-V-75
5/8"	1"	DCS-625-100	DCS-625-V-100
5/8"	1 1/2"	DCS-625-150	DCS-625-V-150
5/8"	2"	DCS-625-200	DCS-625-V-200
5/8"	2 1/2"	DCS-625-250	DCS-625-V-250
5/8"	3"	DCS-625-300	DCS-625-V-300
5/8"	4"	DCS-625-400	DCS-625-V-400
5/8"	6"	DCS-625-600	DCS-625-V-600